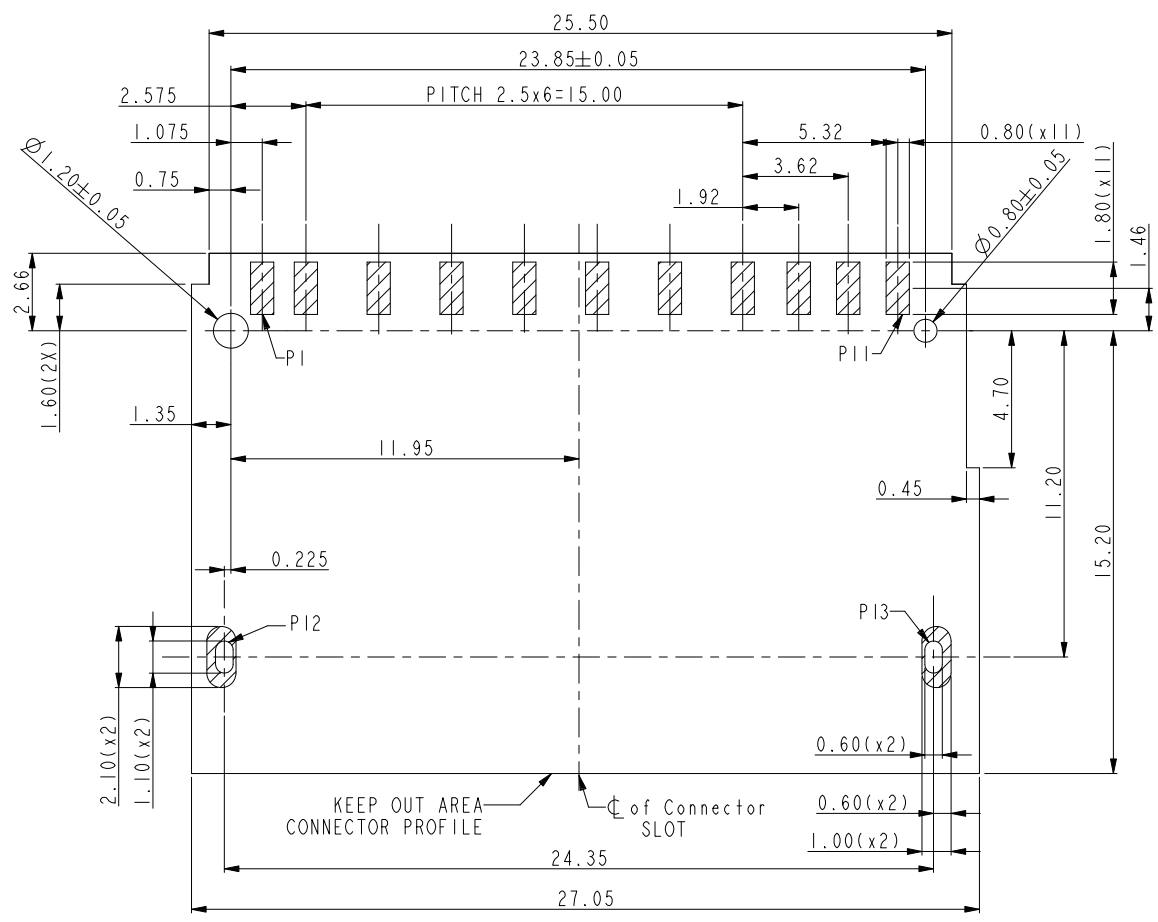
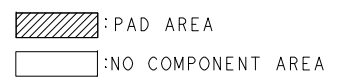


REV.	ECN.NO.	MODIFY.CONTENT



RECOMMENDED P.C.B LAYOUT
(GENERAL TOLERANCE ± 0.05)

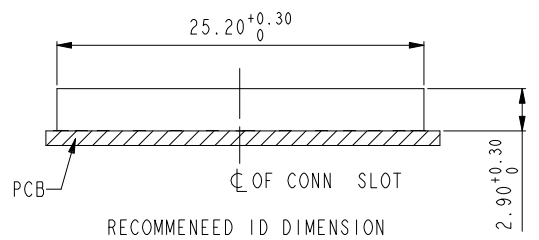


PART.NO.:
TW171-AN401-**

- 42: 功能区镀金1U", 锡脚镀雾纯锡至少100U"
- 43: 功能区镀金3U", 锡脚镀雾纯锡至少100U"
- 44: 功能区镀金5U", 锡脚镀雾纯锡至少100U"
- 45: 功能区镀金10U", 锡脚镀雾纯锡至少100U"
- 46: 功能区镀金15U", 锡脚镀雾纯锡至少100U"
- 47: 功能区镀金30U", 锡脚镀雾纯锡至少100U"

NOTES :

1. MATERIAL :
 - 1.1 HOUSING:LCP UL94 S475 V-0, BLACK COLOR.
 - 1.2 SHELL:STAINLESS STEEL SUS304.
 - 1.3 CONTACT:COPPER ALLOY C5210.
2. FINISH :
 - 2.1 CONTACT: GOLD PLATING ON CONTACT AREA, MATTE TIN 100u"MIN ON SOLDERTAIL AREA. 50u" MIN NICKEL PLATING OVERALL.
 - 2.2 SHELL: 30U" MIN SOLDERABLE NICKEL PLATED OVER ALL.
3. ELECTRICAL CHARACTERISTICS:
 - 3.1 OPERATING VOLTAGE : 100V AC(rms)/DC.
 - 3.2 CURRENT RATING : 0.5 A.
 - 3.3 OPERATING TEMPERATURE: -25°C~+85°C.
 - 3.4 CONTACT RESISTANCE: 100 m OHMS MAX.
 - 3.5 INSULATION RESISTANCE: 1000M OHMS MIN. AT 250VDC.
 - 3.6 DIELECTRIC WITHSTANDING VOLTAGE:500 VAC/1MINUTE.



PIN NO.	PIN DEFINE	PIN NO.	PIN DEFINE
P1	CD SW	P7	CLK
P2	DAT2	P8	VSS
P3	CD/DAT3	P9	DAT0
P4	CMD	P10	DAT1
P5	VSS	P11	WP SW
P6	VDD	P12~P13	GND

	PROTECT CONTACT		DETECT CONTACT
	WRITE PROTECT POSITION	WRITE ENABLE POSITION	
CARD UNINSERTION	OPEN	OPEN	OPEN
CARD INSERTION	OPEN	CLOSE	CLOSE

GENERAL TOLERANCE		DWG.NO.	TW175-AN401-00	PART.NO.	TW175-AN401-**	DRAWN	L.M.J 2017.07.09
x.±0.50	x. °± 5°	REV.	A	TITLE	SD NO PUSH H2.9 规格 conn.	CHECKED	
.x±0.25	.x °± 2°	SIZE		SHEET	2 OF 3	APPROVED	
.xx±0.15	.xx ± 1°	A4					

UNIT mm SCALE 1:1

OLN 东莞市欧联电子科技有限公司
DONGGUAN OLN ELECTRONICS TECHNOLOGY CO., LTD.